

Photogallery

This photogallery contains photos taken from the Euromodel archives and are mainly those of [scratch models](#). However, they still serve to give an excellent guide as to what to expect when building from the Euromodel kit.

Content

[To navigate through the contents – use ‘control + click’]

Ship Overview.....	3
Quarter Deck.....	4
Main Deck.....	6
Forecastle Deck.....	8
Head.....	9
Transom.....	10
Rigging – [Bowsprit].....	11
Rigging – [Forecastle Mast].....	12
Rigging –[Shrouds]	13
Rigging – [Mast Cheeks]	14
Rigging – [Main Mast Gaff & Main Gaff Outtrigger]	15
Rigging – [Main Mast Lateen & Main Boom Outtrigger]	15

EUROMODEL
Euromodel Division of the GBM Snc di Mazza Massimo & C.
Via Aldo Galli, 11
22100 COMO (CO)
ITALY
e-mail : info@euromodel-ship.com
home page <http://www.euromodel-ship.com>

Any submitted photos & comments will become the property of Euromodel Division of the GBM Snc di Mazza Massimo & C.

Ship Overview



Quarter Deck



Quarter Deck (cont.)



Main Deck



Main Deck (cont.)




Forecastle Deck



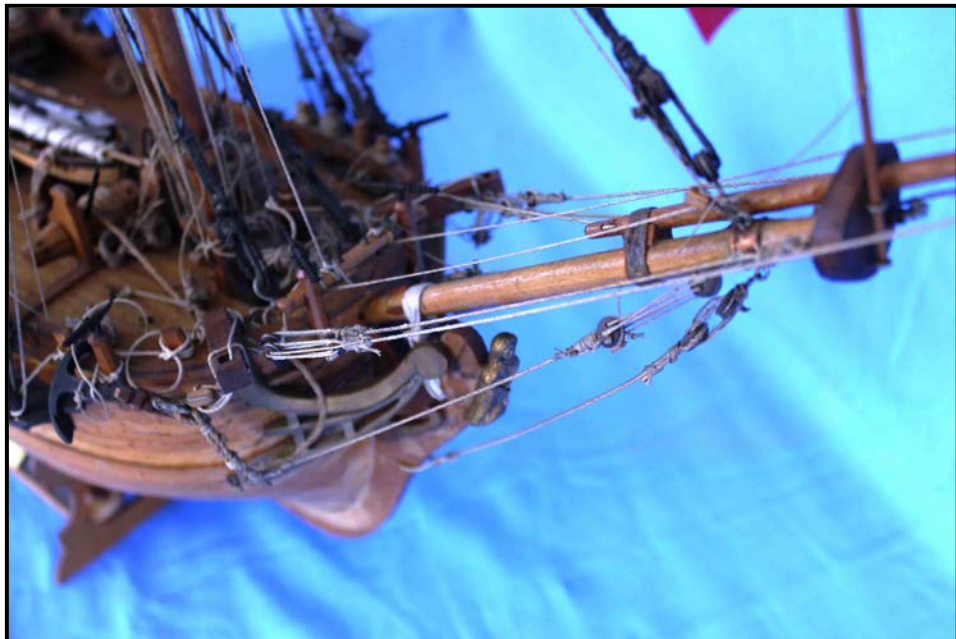
Head



Transom



Rigging – [Bowsprit]





Rigging – [Forecastle Mast]



Rigging –[Shrouds]



Rigging – [Mast Cheeks]



Rigging – [Main Mast Gaff & Main Gaff Outrigger]



Rigging – [Main Mast Lateen & Main Boom Outrigger]



End

of

PHOTOGALLERY

SCHOONER LYDE